



ELECTRICAL SAFETY
GUARD



EXPLORER

SAFELY EXPLORING
LEADING SMART FUTURE



HUANYU HIGH-TECH CO., LTD.
A JOINT VENTURE WITH EATON
Wenzhou Bridge Industrial Zone, Yueqing, Zhejiang, China.
Tel: 0577-62889999 Fax: 0577-62885588
P.C.: 325603
WWW.HUAYU.COM.CN

Corporate WeChat
QR code



©2021 Huanyu High-Tech CO., LTD. All rights reserved.
All data and information will be subject to the latest confirmation by
Tech Dept., due to constant technical updates.

This brochure is printed on eco-friendly paper
Version No.: May 2021

Service line:
+86 400-887-5757



A JOINT VENTURE OF
EAT•N | **HUYU**

COMPANY PROFILE

Huanyu High-Tech Co., Ltd. is a high tech enterprise focusing on the development, manufacturing and marketing of low-voltage electrical components. Established on Zhejiang High Tech. Co, Ltd of Huanyu Group in early 2021, we are a joint venture of Huanyu Group, a large national conglomerate company, and Eaton Group, a global power management company.

Our products are widely used in many applications including power grids, network communications, new energy, metallurgy, chemical industry, transportation, manufacturing and construction, serving various well-known customers such as the State Grid, China Southern Power Grid, Evergrande Real Estate, Vanke, Country Garden, Poly Real Estate, R&F Properties, the Three Gorges of the Yangtze River, Daqing Oilfield, Jiangsu Power Grid, Xi'an Jiaotong University, Guangzhou Baiyun Airport, Shanghai Disney, China FAW, China Railway, and China Railway Construction. Now we have 10+ integrated service centers, 30+ sales offices, 600+ terminal image specialty shops, and over 800 sales outlets in mainland China.

We have been awarded the National Contract-honoring and Trustworthy Enterprise, National Customer-satisfied Enterprise, National High-Tech Enterprise, Zhejiang Well-known Trade Name, Zhejiang Green Enterprise, Zhejiang Major Taxpayer, and Wenzhou

Mayor Quality Award. In addition, we have been certified with ISO9001 Quality Management System, ISO14001 Environmental Management System and ISO45001 Occupational Health and Safety Management System, and passed more than 10 international certification including the KEMA standard of Netherlands, UL standard of the United States, CE standard of the European Union, TÜV standard of Germany, FI standard of France, and CB system. We have a national post-doctoral research station, a provincial technology research institute, and a nationally accredited CNAS laboratory. We also have more than 100 national invention patents and utility model patents, and has implemented the National Torch Plan and major provincial scientific research and development projects. Our products have been rated as China Famous Brand Products, National Customer-satisfied Products, and Zhejiang Famous Brand Products. Besides, we have been awarded Zhejiang Manufacturing Quality Certificate and have the right to use Zhejiang "Pin", a word mark meaning quality.

Committed to smart electric to make life better, we will continue to focus on product innovation, talent development, and smart manufacturing, to build a modernized global electrical enterprise.



Safely Exploring Leading Smart Future



Industry leading design platform
Mainstream performance, safe and reliable



Comprehensive product range
Offering updated, safer and complete protection




Clear and intuitive logo, readable



Flexible wiring methods: both upper and lower incoming are available, adaptable standard requirement in each region



"Visible safety": a contact indication window is added for reliable indication of the contact's disconnected position



Can be used in more severe application environments, with ambient temperature from -35°C to $+70^{\circ}\text{C}$, meeting various application requirements



Up to seven mounting accessories are available, meeting a variety of needs for functional extension



A complete series of accessories for universal use, offering simple and convenient selection




Easy and reliable mounting
Tool-free mounting



Unique mechanism design, delivering enhanced current limiting capacity, up to 6kA breaking capacity, and superior performance, ensuring the safety of personnel and equipment



Brand new industrial outline design through simple lines and with distinctive design concept, showcasing product quality in every detail



Unique mechanism design, significantly improving service life; mechanical life is up to 20,000 operations, and electrical life up to 10,000 operations

CONTENT

01

Product Description

- 1-3 Product data
- 4-6 Product description and selection

02

Miniature Circuit Breaker

- 7 EXB3-40 Miniature circuit breaker
- 8 EXB3-63 Miniature circuit breaker
- 9 EXB3-63H Miniature circuit breaker
- 10 EXB3-125 Miniature circuit breaker

03

Residual Current Circuit Breaker with Overcurrent Protection

- 11 EXB3LY-63 Residual Current Circuit Breaker with Overcurrent Protection
- 12 EXB3LE-63(H) Residual Current Circuit Breaker with Overcurrent Protection
- 13 EXB3LE-125 Residual Current Circuit Breaker with Overcurrent Protection

04

Residual current operated circuit breakers (magnetic)

- 14 EXB3L1 -100 Residual current operated circuit breakers without over-current protection (magnetic)

05

Disconnecter Switch

- 15 EXH3-125 Disconnecting switch

06

Accessories

- 16-17 EXB3-63 Accessory
- 18-19 EXB3-125 Accessory

07

Appendix

- 20-22 Tripping characteristics
- 23-24 Temperature coefficient correction table

EXB3LE-63H



EXB3LE-125



EXH3L1-100



EXH3-125

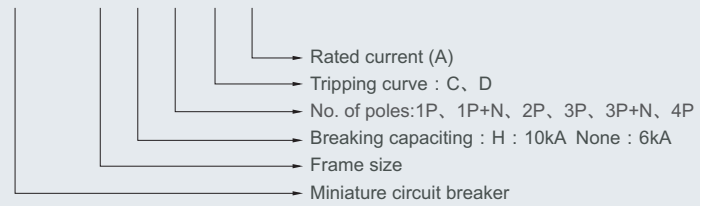


GB/T 16917.1、IEC61009-1	GB/T 14048.2、IEC 60947-2	GB/T 16916.1、IEC 61008-1	GB/T 14048.3、IEC 60947-3
1P+N、2P、3P、3P+N、4P	1P+N、2P、3P、3P+N、4P	2P、4P	1P、2P、3P、4P
6~63	63~125	16~100	20-125
AC220/230/240 (1P+N、2P) AC380/400/415 (3P、3P+N、4P)	AC230 (1P+N、2P) AC400 (3P、3P+N、4P)	AC240 (2P) AC415(4P)	AC220V/230V/240V (1P) , AC230V(2P) , AC380V/400V/415V (2P、3P、4P)
50/60	50/60	50/60HZ	50/60
Type AC	Type AC	Type AC A	-
30、50、75、100、150、200、300	30、50、75、100、150、200、300	10、30、50、100、300	-
10000	10000	10000	-
7500	7500	10000	-
-	-	-	1.5
-	-	-	2.5
4	4	4	6
(power frequency 1m) 2000	(power frequency 1m) 2000	(power frequency 1m) 2000	1890
20000	20000	20000	8500
10000	6000 (In≤100A) , 4000 (In > 100A)	10000	3000
■			
■			
■			
	■	■	
	■	■	
	■	■	
28 periodic cycles , RH: 90-96% at 55°C RH: 95-100% at 25°C	28 periodic cycles , RH: 90-96% at 55°C RH: 95-100% at 25°C	28 periodic cycles , RH: 90-96% at 55°C RH: 95-100% at 25°C	
30	30	30	30
-35 ~ +70	-35 ~ +70	-35 ~ +70	
-35 ~ +85	-35 ~ +85	-35 ~ +85	
≤2000m	≤2000m	≤2000m	
25	50	50	50
2	3.5	3.5	3.5
Top-in,Bottom-out	Top-in,Bottom-out	Top-in,Bottom-out	Top or bottom enter
TH35-7.5 standard rail mounting	TH35-7.5 standard rail mounting	TH35-7.5 standard rail mounting	TH35-7.5 standard rail mounting
2	3	2	2
IP20	IP20	IP20	IP20
IP40	IP40	IP40	
OF auxiliary contact SD alarm contact MX+OF shunt release MN under-voltage release MV over-voltage release MVMN over/under-voltage release MNs no-voltage release	OF auxiliary contact SD alarm contact MX+OF shunt release MN under-voltage release MV over-voltage release MVMN over/under-voltage release MNs no-voltage release		



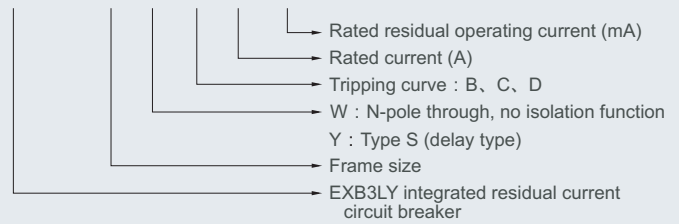
Product model description (125A frame size miniature circuit breaker)

EXB3 - 125 H 1P C 80




Product model description (63A frame size residual current circuit breaker)

EXB3LY - 63 W / C 16 30mA



Product model description (63A frame size residual current circuit breaker)

EXB3LE - 63 (H) 1P C 16 30mA

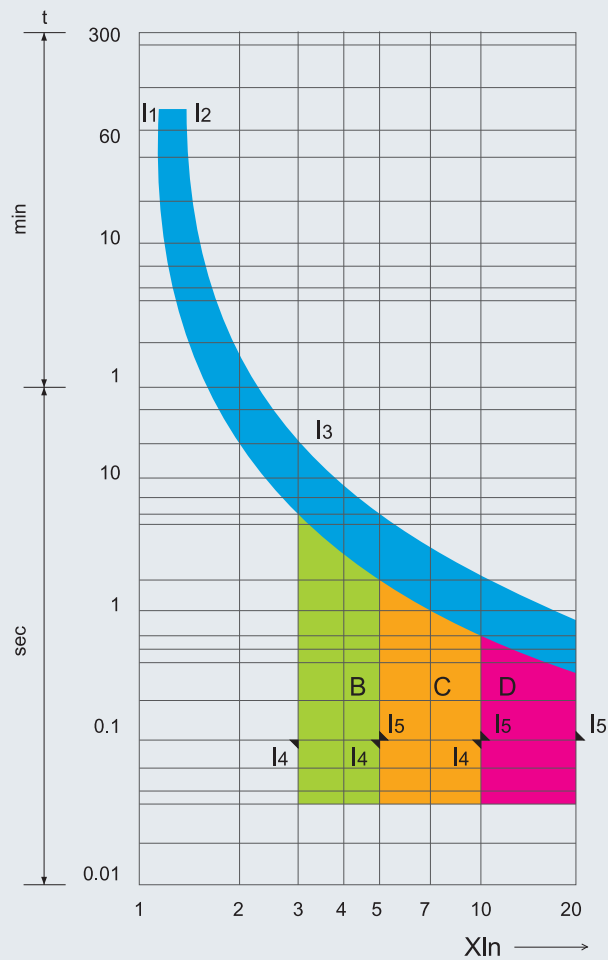


Tripping characteristics

- Tripping characteristics of EXB3-63, EXB3LY-63, and EXB3LE-63

Release type		B	C	D	Start state	Tripping time	Expected outcome
Thermal tripping	I_1	1.13In			Cold state	$t \leq 1h$	No tripping
Thermal tripping	I_2	1.45In			Following the above test	$t < 1h$	Tripping
Magnetic tripping	I_4	3In	5In	10In	Cold state	$t \leq 0.1s$	No tripping
Magnetic tripping	I_5	5In	10In	20In	Cold state	$t < 0.1s$	Tripping

- Tripping characteristic curve



Temperature correction table

Temperature correction table of EXB3LY-63

Rated current A	Rated current correction value A										
	-35°C	-20°C	-10°C	0°C	10°C	20°C	30°C	40°C	50°C	60°C	70°C
6	8.7	8.4	7.8	7.38	6.9	6.48	6	5.88	5.76	5.58	5.46
10	12.7	12.4	11.9	11.3	10.8	10.4	10	9.8	9.5	9.2	8.9
16	20.32	19.84	19.04	18.08	17.28	16.64	16	15.68	15.2	14.72	14.24
20	25.4	24.8	23.8	22.6	21.6	20.8	20	19.6	19	18.4	17.8
25	31.75	31	29.75	28.25	27	26	25	24.5	23.75	23	22.25
32	40.64	39.68	38.08	36.16	34.56	33.28	32	31.04	29.44	28.48	27.84
40	50.8	49.6	47.6	45.2	43.2	41.6	40	38.8	36.8	35.6	34.8
50	63	62.5	59	56.5	54	51.5	50	47.5	45	43	42
63	79.38	78.75	74.34	71.19	68.04	64.89	63	59.85	56.7	54.18	52.92

Temperature correction table of EXB3LE-63

Rated current A	Rated current correction value A										
	-35°C	-20°C	-10°C	0°C	10°C	20°C	30°C	40°C	50°C	60°C	70°C
6	8.7	8.4	7.8	7.38	6.9	6.48	6	5.88	5.76	5.58	5.46
10	12.7	12.4	11.9	11.3	10.8	10.4	10	9.8	9.5	9.2	8.9
16	20.32	19.84	19.04	18.08	17.28	16.64	16	15.68	15.2	14.72	14.24
20	25.4	24.8	23.8	22.6	21.6	20.8	20	19.6	19	18.4	17.8
25	31.75	31	29.75	28.25	27	26	25	24.5	23.75	23	22.25
32	40.64	39.68	38.08	36.16	34.56	33.28	32	31.04	29.44	28.48	27.84
40	50.8	49.6	47.6	45.2	43.2	41.6	40	38.8	36.8	35.6	34.8
50	63	62.5	59	56.5	54	51.5	50	47.5	45	43	42
63	79.38	78.75	74.34	71.19	68.04	64.89	63	59.85	56.7	54.18	52.92

Temperature correction table of EXB3LE-63H

Rated current A	Rated current correction value A										
	-35°C	-20°C	-10°C	0°C	10°C	20°C	30°C	40°C	50°C	60°C	70°C
6	1.45	1.4	1.3	1.23	1.15	1.08	1	0.98	0.96	0.93	0.91
10-25	1.27	1.24	1.19	1.13	1.08	1.04	1	0.98	0.95	0.92	0.89
32-40	1.27	1.24	1.19	1.13	1.08	1.04	1	0.97	0.92	0.89	0.87
50-63	1.26	1.25	1.18	1.13	1.08	1.03	1	0.95	0.9	0.86	0.84

Temperature correction table of EXB3LE-125

Rated current A	Rated current correction value A										
	-35°C	-20°C	-10°C	0°C	10°C	20°C	30°C	40°C	50°C	60°C	70°C
63	78.6	76.3	73.8	71.3	68.6	65.9	63	60	56.8	53.5	49.9
80	98.4	95.6	92.7	89.7	86.6	83.4	80	76.5	72.8	69	64.9
100	124.5	120.7	116.9	112.9	108.8	104.5	100	95.3	90.4	85.2	79.6
125	157	152.2	147.1	141.9	136.5	130.9	125	118.8	112.3	105.4	98